



India International Public School

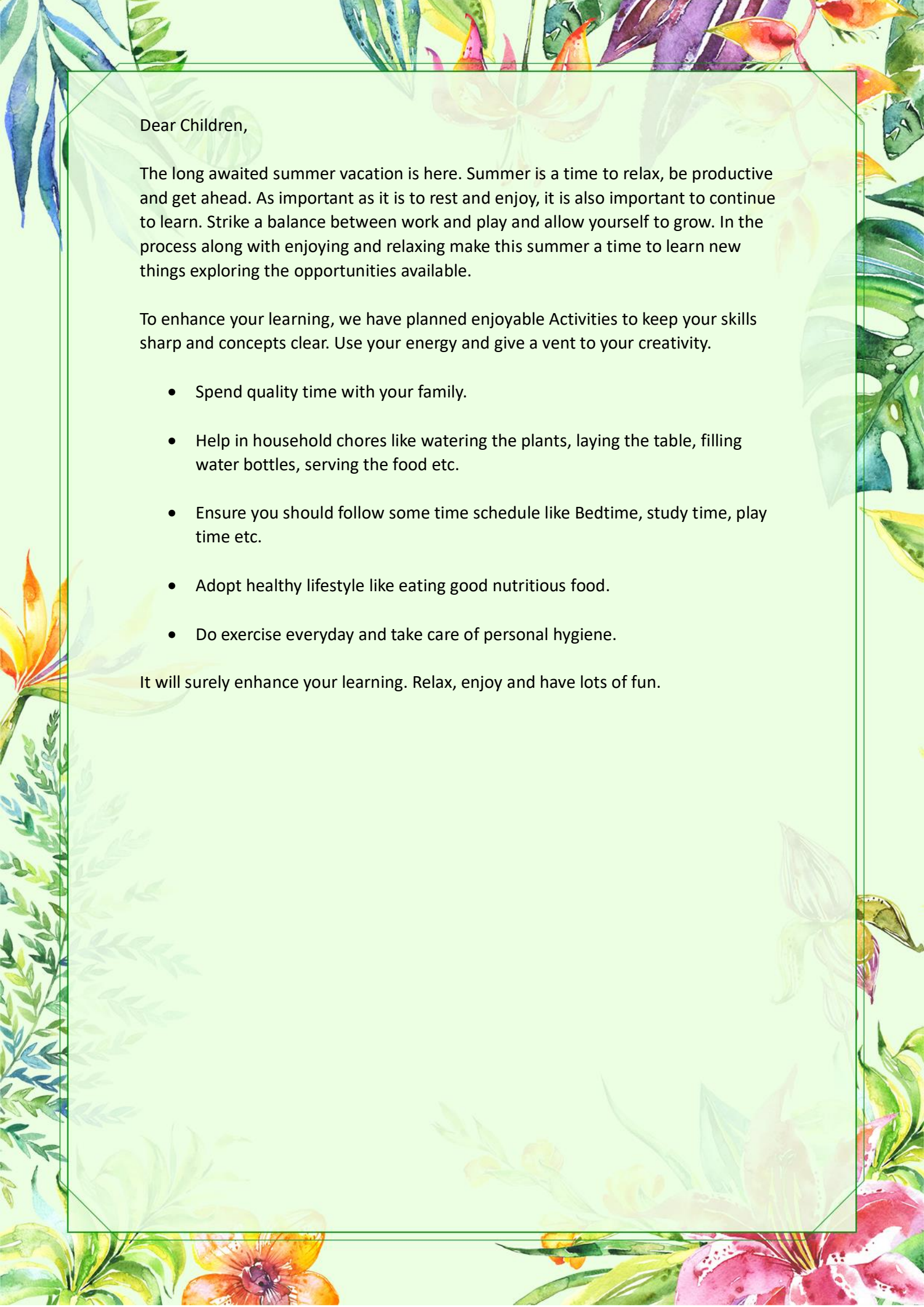
Session 2023-2024

Class : L.K.G

FUN IN HOLIDAYS



happy
holidays!

A decorative border of watercolor-style flowers and leaves surrounds the text. The colors include greens, yellows, oranges, pinks, and purples. The background is a light, pale green.

Dear Children,








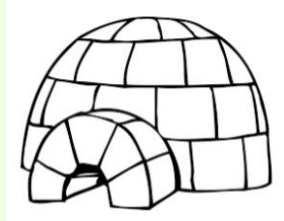

The long awaited summer vacation is here. Summer is a time to relax, be productive and get ahead. As important as it is to rest and enjoy, it is also important to continue to learn. Strike a balance between work and play and allow yourself to grow. In the process along with enjoying and relaxing make this summer a time to learn new things exploring the opportunities available.

To enhance your learning, we have planned enjoyable Activities to keep your skills sharp and concepts clear. Use your energy and give a vent to your creativity.

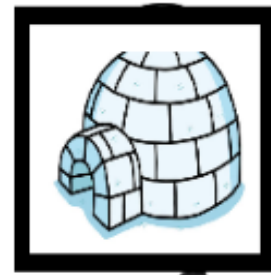
- Spend quality time with your family.
- Help in household chores like watering the plants, laying the table, filling water bottles, serving the food etc.
- Ensure you should follow some time schedule like Bedtime, study time, play time etc.
- Adopt healthy lifestyle like eating good nutritious food.
- Do exercise everyday and take care of personal hygiene.

It will surely enhance your learning. Relax, enjoy and have lots of fun.

Find the objects that begins with the letter L (Pink), T (Blue), I (Yellow), H (Green), E(Black) and F (Orange) and colour them as mentioned.




Matching Fun



Write the first letter of each of these pictures.



shutterstock.com - 383886361

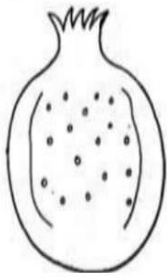



shutterstock.com - 301224



shutterstock.com - 9437002

मिलान करो और चित्र में रंग भरो



अ

ऊ

आ

उ

ओ

औ




चित्र देख के पहला अक्षर लिखें





















Color the tree according to the code



RED GREEN BROWN


Count the number of water animals and write the answers in the boxes given below



Count the pictures and circle the correct number.

2  1


3  2


1  3

1  2

2  3

2  1

3  1











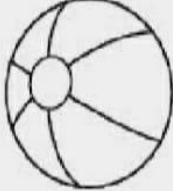


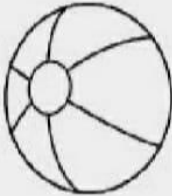











3  2

Name: _____

What comes next?

Circle the picture that comes next.






| | | | | |
|-------------------------------------------------------------------------------------|-------------------------------------------------------------------------------------|-------------------------------------------------------------------------------------|--------------------------------------------------------------------------------------|---------------------------------------------------------------------------------------|
|  |  |  |  |  |
|  |  |  |  |  |
|  |  |  |  |  |
|  |  |  |  |  |
|  |  |  |  |  |



Name: _____

Same or Different?

Cross out the picture that is different from the rest.



Can you spot the 5 differences between these two pictures?




PROJECTS

1. Table Mat

1) Help your child to make a colourful and creative "Table Mat" by pasting Fruits & vegetables of his /her own choice on $\frac{1}{4}$ chart paper and mention your ward's name at the back of Table Mat & also laminate it.

Material Required :

- $\frac{1}{4}$ th of Chart Paper
- Pictures/stickers of Fruits &Vegetables
- Glue Stick



2. Rainbow Popsicle Stick Pencil Holder

Material Required:

- Empty tin / any other box
- Ice-cream sticks / rainbow-colored popsicle sticks
- Glue Stick
- Paint Brush

Instructions:

- Squeeze some glue into a small container and plant a strip of glue on the tin Place a red popsicle stick on the glue.
- Continue gluing and adding popsicle sticks in a rainbow until the tin is fully covered.



3. Tie Making

Tie making (Finger tipping or pasting of buttons) Activity on Father's Day



Kindly revise all the work of all subjects done so far in three-in-one notebook. Also, take print out of all the sheets and help your ward to complete holidays homework under your able guidance. Please send completed holidays homework to your respective class teacher.

